

FEATURES

- Shielded construction
-
-
- Ultra low buzz noise, due to composite construction.
-
- AEC-Q200 qualified
- Operating temperature: -55 to +155 °C(including self-temperature rise)
- Quantity: 500PCS

APPLICATION

- Noise filter for various drive circuitry requiring high temp. operation and peak current handling capability.
- Boost-Converter
- Buck-Converter DC/DC



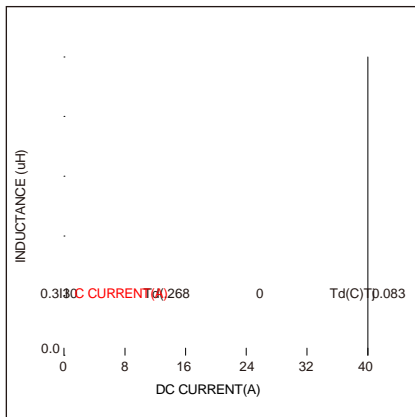
MDSA1050-1R0M					2.5±0.3
MDSA1050-1R5M	1.50				2.5±0.3
MDSA1050-2R2M			19.5	5.40	
MDSA1050-3R3M		16.5			9.5
MDSA1050-4R7M		14.5	15.5		
MDSA1050-5R6M	5.60	12.5	14.5		
MDSA1050-6R8M			13.5	15.5	
MDSA1050-8R2M				16.5	
MDSA1050-100M			12.5	19.5	
MDSA1050-150M	15.0				
MDSA1050-220M		5.7	5.7	45.0	55.0
MDSA1050-330M		5.2	5.5	75.0	
MDSA1050-470M					

Saturation Current will cause L to drop approximately 30%

Temperature Rise Current: The actual value of DC current when the temperature rise is $\Delta T=40^{\circ}\text{C}$

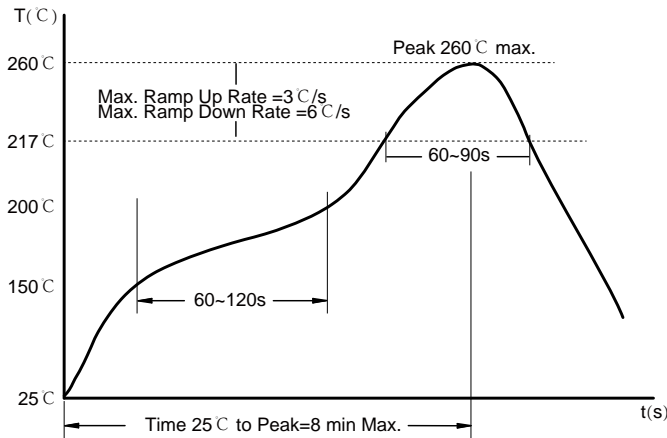


Typical Electrical Characteristics:





Soldering Reflow:



Preheat condition: 150 ~200 °C / 60~120 sec.

Allowed time above 217 °C : 60~90 sec.

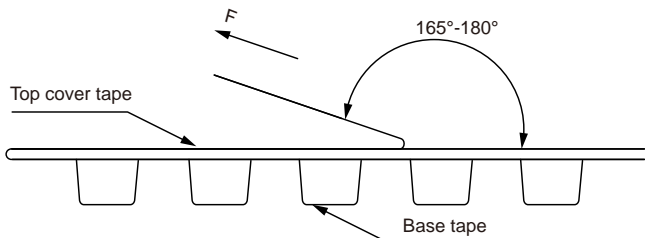
Max temperature: 260 °C .

Allowed Reflow time: 2x max.

Packaging Information:

Tape Dimension:

Peel force of top cover tape:



The peel force of top cover tape shall be between 0.1 to 1.3 N

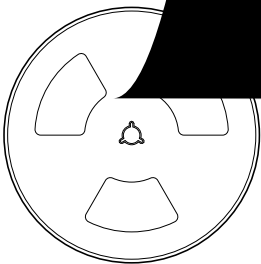
Product Marking:

Marking	KH+Printing (Inductance)
---------	--------------------------

Reel Dimension :



Packaging Qu



500 Pcs/Reel



2 Reel /Inner box(1000 Pcs)



3 Inner box/Carton box(3K Pcs)

Cautions and Warnings:

Storage Conditions:

- The storage period is within 12 months after the completion of production. Be sure to follow the storage conditions (temperature: -5 to 35°C, humidity: 75% RH Max). If the storage period elapses, the soldering of the terminal electrodes may deteriorate. The warranty period is one year.
- Product should not be exposed to environment with high temperature, high humidity, dust, corrosive gas and etc.
- Products should be handled with care to avoid damage or contamination from perspiration and skin oils.
- Please always handle products carefully to prevent any damage caused by dropping down or inappropriate removing.

Operation Instructions:

- Self heating (temperature increase) occurs when the power is turned ON, so the tolerance should be sufficient for the set thermal design.
- Before soldering, be sure to preheat components. The preheating temperature should be set so that the temperature difference between the solder temperature and chip temperature does not exceed 150°C.
- Soldering corrections after mounting should be within the range of the conditions determined in the specifications. If overheated, a short circuit, performance deterioration, or lifespan shortening may occur.
- Generally, Koher might not be familiar with either customer's specific application or actual requests as customer does. As a result customer shall be responsible for checking and confirming whether Koher product with the performance described in the product specification is suitable for using in customer's particular application or not.